

H-PEA 2014
ANNUAL
CONFERENCE
EVALUATION
REPORT

Prepared by Tingting Reid and James Tamayose

Table of Contents

Executive Summary	2
Introduction	3
The 2014 H-PEA Conference	4
Conference Participants.....	4
Conference-related Features.....	6
Content-related Features	7
Pre-Conference Workshops.....	8
Looking back at today to proceed more effectively tomorrow	10
From 2012 – 2014: A look at the H-PEA Family	10
H-PEA Conference Features 2012 – 2014	14
Qualitative Findings from 2012 – 2014	17
Discussion of 2012-2014 Findings and Final Recommendations.....	23
Appendix A. H-PEA Surveys 2012 – 2014.....	25
H-PEA Survey 2012.....	25
H-PEA Survey 2013.....	30
H-PEA Survey 2014.....	36
Appendix B. General Conference Features: 2012 – 2014	43
Appendix C. Summary of Qualitative Findings: 2012 – 2014	47

Executive Summary

The ninth annual H-PEA conference was held on September 4 and 5, 2014. Following the conference, participants were invited to participate in a survey. Participants were asked to provide demographic information as well as their thoughts on their conference experience. Here, we present key findings from the 2014 conference survey.

Participant Demographic Information

- Fifty-nine out of 72 conference (82%) attendees participated in the survey.
- Fifty-three percent of respondents described themselves as evaluators.
- Forty-five percent of respondents work in higher education.
- About half of the 59 respondents were first-time attendees or attended one or two of the eight previous H-PEA conference.

Conference Features

- Nearly all respondents rated the timely announcement of the conference and online registration as favorable.
- Although favorable, conference publicity was the weakest of the conference features.

Pre-conference workshops

- All three workshops were well-received by participants.
- Jean A. King's two workshops were rated as excellent. Particularly, the quality of her presentation, her content knowledge, and the usefulness of material she presented.

Going Forward

- Participants who provided feedback wanted increased networking opportunities
- Participants expressed interest for increasing the relevance of conference content to their work.

Introduction

The ninth annual Hawaii-Pacific Evaluation Association (H-PEA) conference was held on September 4-5, 2014 at the Ko'olau Ballroom in Kaneohe, Hawaii. This year's conference highlighted "*Actionable Evaluation*" and featured presentations by keynote speaker, Jean A. King. The conference also featured panel & table discussions, symposiums, demonstrations, poster sessions, and paper presentations.

Three pre-conference workshops were held on September 4, 2014. Two workshops were led by Jean A. King *Making Evaluation more useful through Engagement: Strategies for Interactive Evaluation Practice*. The other workshop, *After we're gone – Designing Evaluations that get used* was led by Tom Kelly.

Two graduate students from the Educational Psychology department at UH Mānoa volunteered to evaluate the conference. Prior to the conference, the evaluators met with the conference planning committee to discuss findings from the previous year's evaluation report. The discussion centered on establishing areas of focus for this report as well as ways to revise the survey.

Following the conference, a survey developed through *Survey Monkey* was distributed to conference attendees. Forty-one attendees completed the survey after the initial distribution. For participants who did not complete the survey after initial distribution, follow-up emails were sent to them seven and 13 days after the conference. An additional 18 attendees completed survey after receiving follow-up emails. Data collection for the survey concluded on October 1, 2014. For the 2014 H-PEA conference, 59 out of 72 attendees completed the evaluation survey.

The 2014 H-PEA Conference

Conference Participants

In this section, we present background information on conference participants.

Background information includes self-description (Figure 1), previous H-PEA conference attendance (Figure 2), participants' work setting (Figure 3) and their areas of interest (Figures 4).

We offer four noteworthy findings.

1. 46% of participants reported being faculty or student (Figure 1).
2. 50% were relatively new, either being a first-time attendee or attending one to two previous H-PEA conferences (Figure 2).
3. 38% reported working in settings of formal education (Figure 3).
4. 52.5% were interested in evaluation in areas associated with quality of life such as health, social services, and community development (Figure 4).

Please note that for participants' interests in evaluation, participants were allowed to select more than one areas of interest.




Figure 2. Number of Previous Conferences Attended (N=59)




Figure 3. Description of Work Setting (N = 58)

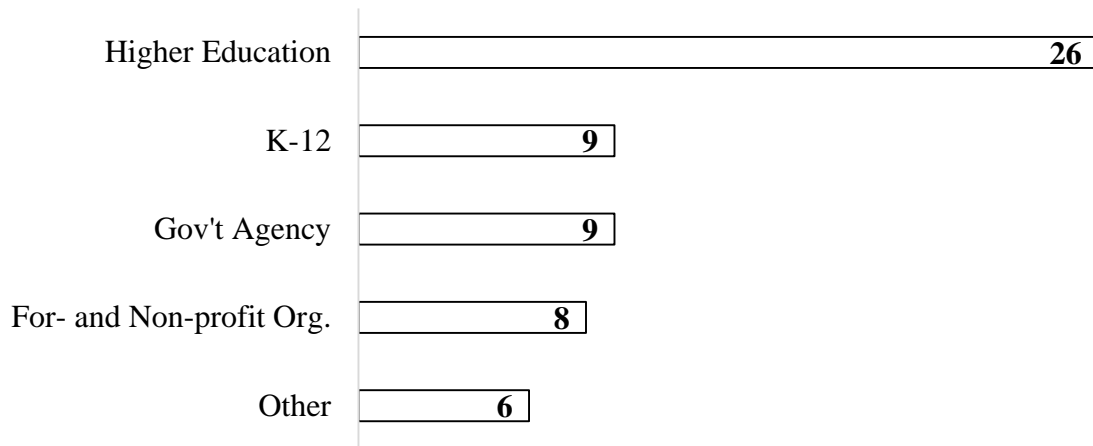
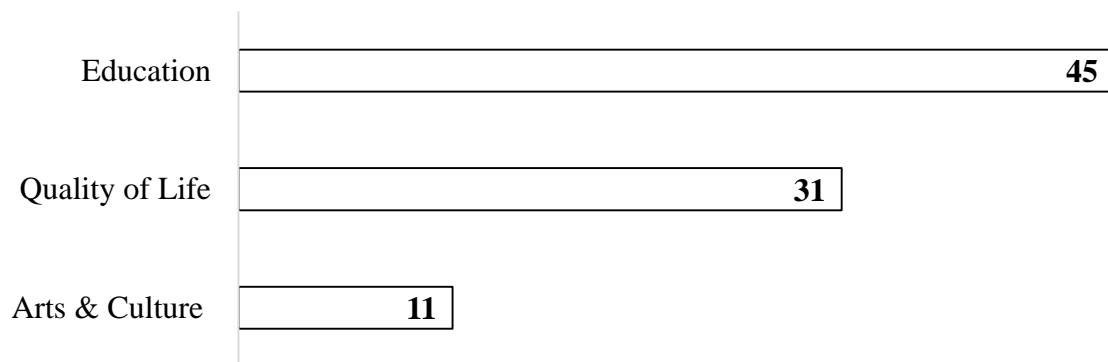


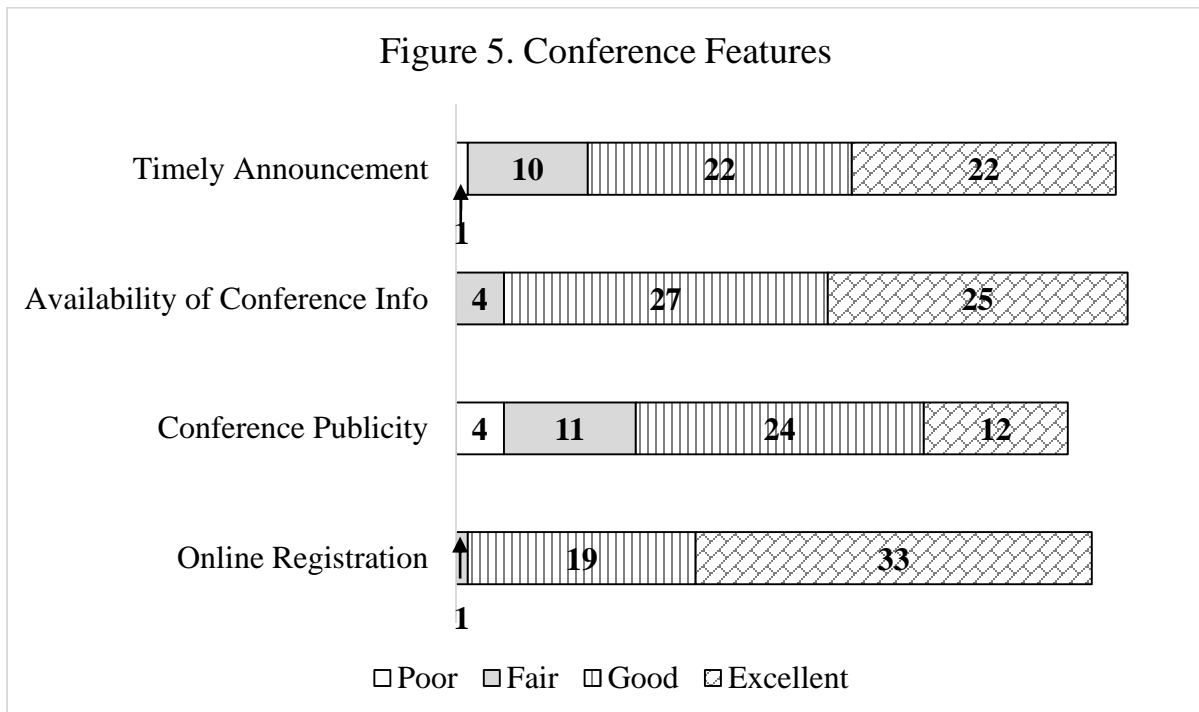
Figure 4. Evaluation Interests (N = 58)



Conference-related Features



Participants were asked to rate seven conference-related features. We present the four that were most applicable to participants (see Figure 5). Although participants had the option to select “Not Applicable” for questions pertaining to conference features, we did not include “Not Applicable” in our report because Survey Monkey does not appear to differentiate between skipped questions and actual “Not Applicable” responses. As a result, the number of respondents for the conference feature questions varies.

Our findings from Figure 5 indicate that the timely announcement of the conference as well as its publicity were weaker features. However, once participants found out about the conference, finding information and registering for the conference were seen as pluses of the conference.



Content-related Features

Although presenters were perceived to be well-prepared and presented interesting content, survey participants had a tendency to rate presenters' level of preparedness more favorably than their content (see Figures 6 and 7). The most noticeable difference between preparedness and interest level of content was for panel presenters.



Pre-Conference Workshops

There were three pre-conference workshops, Jean A King’s Two-session *Making Evaluation more useful through Engagement: Strategies for Interactive Evaluation Practice* workshop and Tom Kelly’s *After we’re gone – Designing Evaluations that get used* workshop. The second session of Jean A. King’s workshop and Tom Kelly’s workshop were held simultaneously.

With respect to participants’ ratings, all three workshops were rated favorably as characterized by mostly “good” and “excellent” ratings (see Table 1). Across the workshops, participants’ were slightly more critical of Tom Kelly’s workshop as evidenced by more “fair” and less “excellent” responses than Jean A. King’s workshops. Additionally, Tom Kelly’s workshop received the only “poor” response (usefulness of information) from the three workshops.

Table 1. Pre-Conference Workshop Ratings

Pace of Workshop

	Poor	Fair	Good	Excellent
Jean A King Session A	0 (0 %)	1 (4 %)	7 (30 %)	15 (65 %)
Jean A King Session B	0 (0 %)	0 (0 %)	5 (38 %)	8 (62 %)
Tom Kelly	0 (0 %)	4 (33 %)	4 (33 %)	4 (33 %)

Organization of Workshop

	Poor	Fair	Good	Excellent
Jean A King Session A	0 (0 %)	1 (4 %)	7 (30 %)	15 (65 %)
Jean A King Session B	0 (0 %)	0 (0 %)	4 (31 %)	9 (69 %)
Tom Kelly	0 (0 %)	2 (17 %)	6 (50 %)	4 (33 %)

Table 1. Pre-Conference Workshop Ratings

Hands on Activities

	Poor	Fair	Good	Excellent
Jean A King Session A	0 (0 %)	1 (4 %)	6 (26 %)	16 (70 %)
Jean A King Session B	0 (0 %)	0 (0 %)	2 (15 %)	11 (85 %)
Tom Kelly	0 (0 %)	3 (25 %)	8 (67 %)	1 (8 %)

Presenter's Knowledge of Topic

	Poor	Fair	Good	Excellent
Jean A King Session A	0 (0 %)	0 (0 %)	3 (13 %)	20 (87 %)
Jean A King Session B	0 (0 %)	0 (0 %)	3 (23 %)	10 (77 %)
Tom Kelly	0 (0 %)	1 (8 %)	2 (17 %)	9 (75 %)

Quality of Information and Content Presented

	Poor	Fair	Good	Excellent
Jean A King Session A	0 (0 %)	2 (9 %)	6 (26 %)	15 (65 %)
Jean A King Session B	0 (0 %)	1 (8 %)	2 (15 %)	10 (77 %)
Tom Kelly	0 (0 %)	1 (8 %)	7 (58 %)	4 (33 %)

Usefulness of Information Presented

	Poor	Fair	Good	Excellent
Jean A King Session A	0 (0 %)	1 (4 %)	8 (36 %)	13 (59 %)
Jean A King Session B	0 (0 %)	1 (8 %)	2 (15 %)	10 (77 %)
Tom Kelly	1 (8 %)	0 (0 %)	8 (67 %)	3 (25 %)

Looking back at today to proceed more effectively tomorrow

In preparing the 2014 H-PEA evaluation report, we analyzed data collected from the 2012 and 2013 H-PEA conferences. Our purpose was to better understand the context of the 2014 H-PEA conference. From our analysis, we were able to identify trends that had developed over the past three H-PEA conferences. Most notably, the decline in conference survey participation from 85 in 2012 to 79 in 2013 and 59 in 2014.

From 2012 – 2014: A look at the H-PEA Family

Using data from the 2012, 2013, and 2014 H-PEA Conference Evaluation Surveys, we identified 155 unique respondents. Respondents were identified as unique by using the e-mail address that was provided to H-PEA when registering for the conference. Although this procedure did not necessarily rule out the possibility of double-counting individuals who used different e-mail addresses across surveys, we used information from other parts of the survey as well as UH's e-mail directory to minimize double-counting. From the 155 respondents, twenty (13 %) respondents participated in the 2012, 2013, and 2014 conference surveys. Of the 59 respondents in 2014, 30 (51 %) also participated in 2013.

In this section we present six figures (Figures 8 – 13) pertaining to conference participants. Specifically, we cover the number of conferences attended (Figure 8), conference participation by email address and work setting (Figures 9 and 10 respectively), AEA membership across roles (Figure 11), and participants' interest in evaluation for educational contexts (Figures 12 and 13). Key findings include

1. 78% (121 of 151) of attendees have attended one to three conferences (see Figure 8).

2. Participation by non-Hawaii.edu participants has decreased over the past three years (see Figure 9).
3. Participation by those working in for- and non-profit organizations has declined substantially (see Figure 10).

Figure 8. Number of Conferences Attended by 2012-2014 Participants (N = 155)

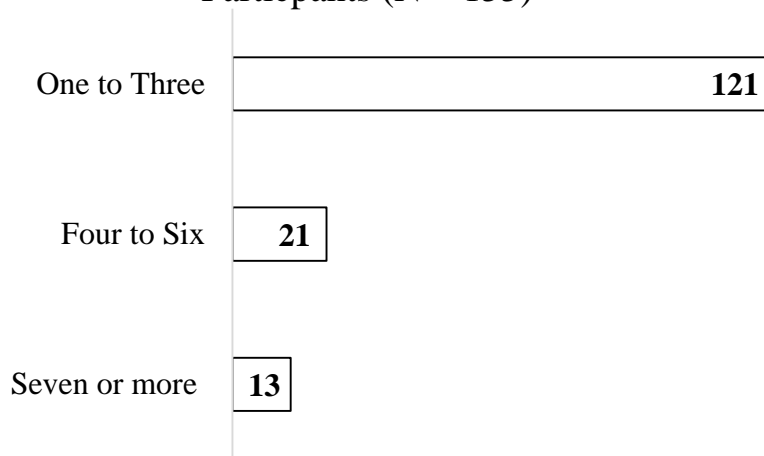


Figure 9. Hawaii.edu vs. Non Hawaii.edu email

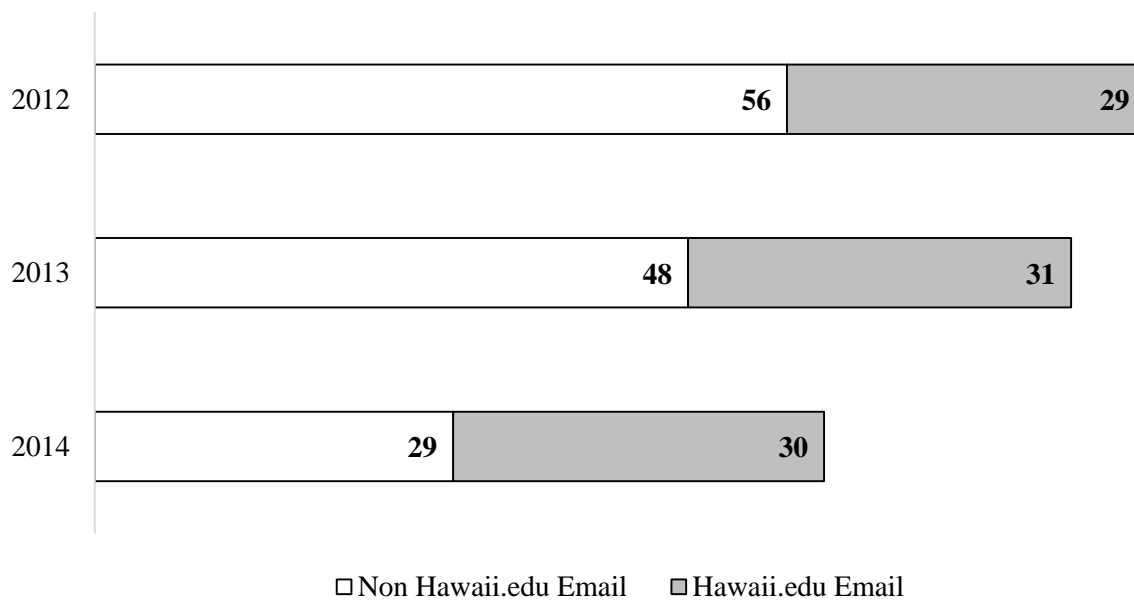
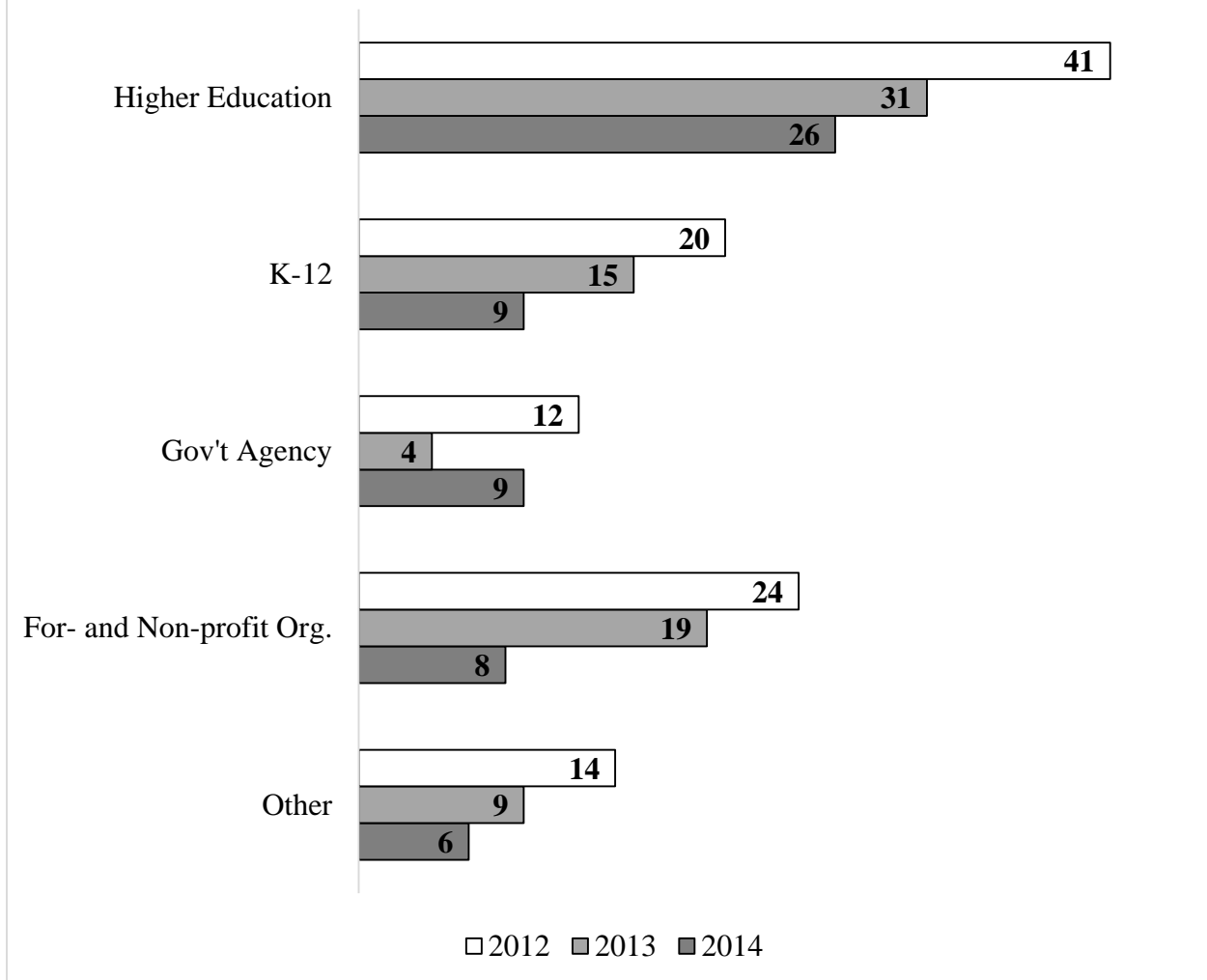
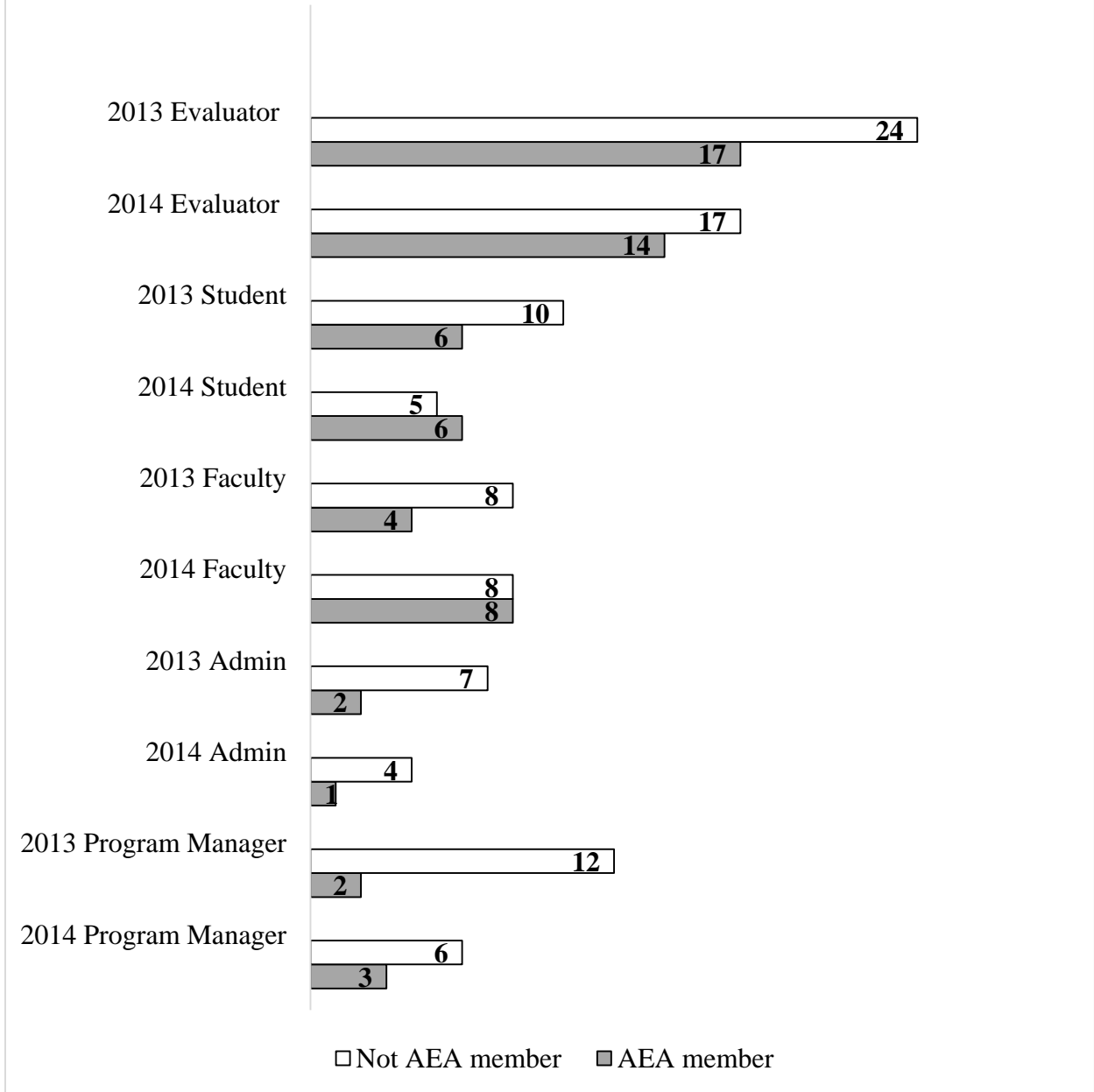


Figure 10. Description of Work Setting 2012-2014



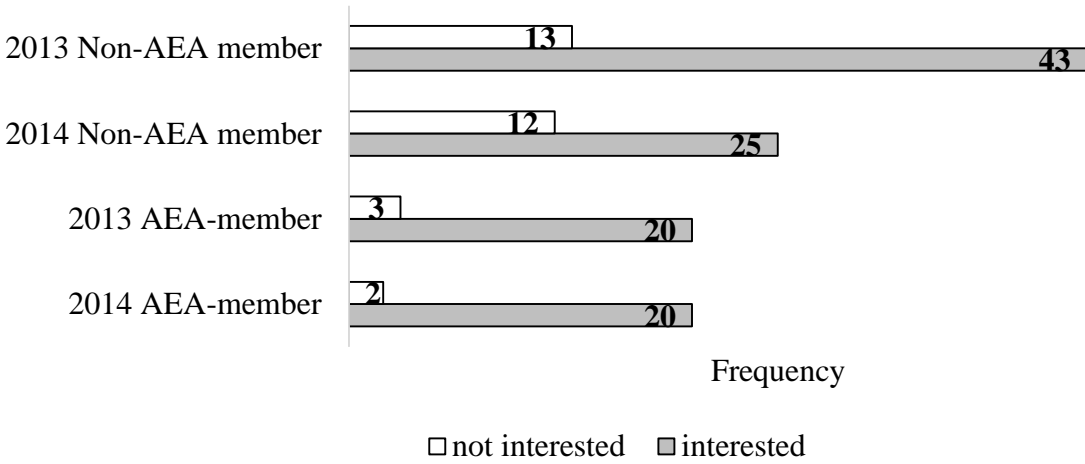
While evaluators represent the largest subgroup of participants by role (see Figure 11), there were more evaluators who were not members of AEA than evaluators who reported being a membership of AEA in 2013 and 2014. Also, there were more faculty members who reported being AEA members in 2014 than 2013. Since data about AEA membership were not collected as part of the 2012 survey, patterns and trends cannot be identified. However, AEA membership vs. Non-AEA membership for evaluators and faculty are roles of interest going forward.

Figure 11. AEA Membership by Role (2013 and 2014)




In Figure 12, we present findings pertaining to AEA- and non-AEA members' interest in evaluation interest for educational contexts. Non-interest has declined substantially for members and non-members from 2013 to 2014. Participants were not asked about AEA membership in 2012.

Figure 12. AEA vs. Non-AEA member interests in Evaluation for Educational Contexts



Over the past three years, interest in evaluation for educational contexts by non-Hawaii.edu participants has dropped from 86% in 2012 to 69% in 2014 (see Figure 13).

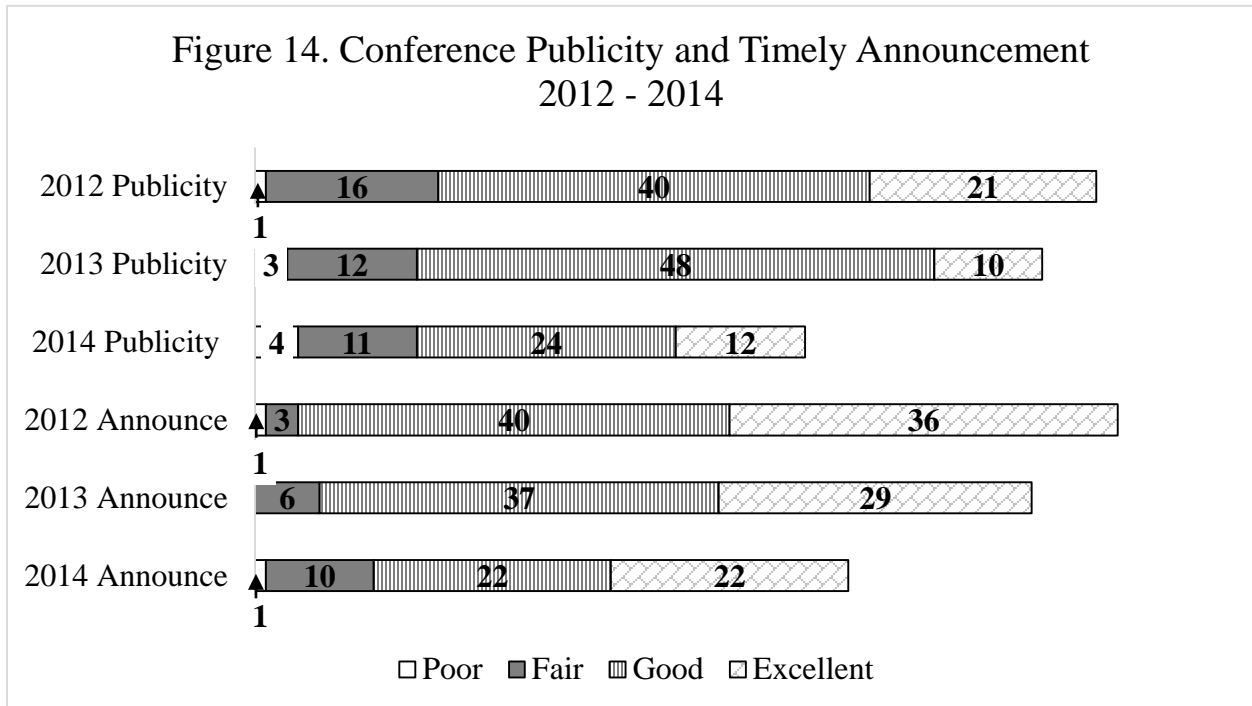
Figure 13. Interest in Evaluation for Educational Contexts



H-PEA Conference Features 2012 – 2014

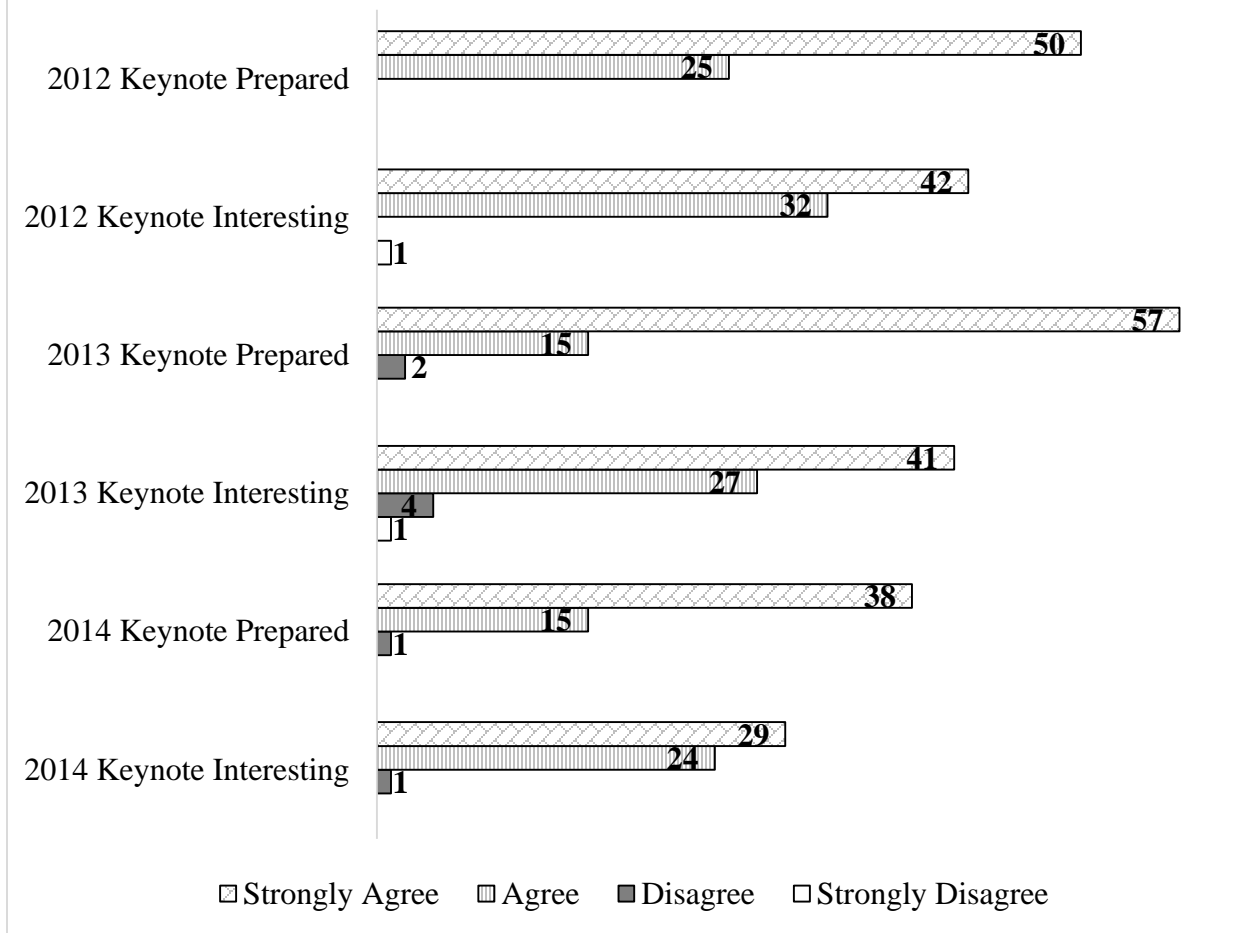
In the first half of our report, we noted that timely announcement of the 2014 conference and conference publicity were issues of concern. In this section we present findings from the

2012 – 2014 surveys pertaining to these issues (Figure 14) and as well as other findings (Figures 15 and 16). For full results, readers can refer to Tables 2 – 5 in Appendix B.




Although most responses for conference publicity and timely announcement of the conference were “good” or “excellent” (Figure 14), the combined percentage of “good” and “excellent” responses were higher in 2012 than in 2014. For conference publicity, 72% in 2012 compared with 61% in 2014. For conference publicity, 72% in 2012 compared with 61% in 2014. For timely announcement, 89% in 2012 to 74% in 2014. These percentages were computed from the total number of survey participants (N = 85 in 2012, 79 in 2013, and 59 in 2014).

Figure 15. Preparedness and Interest level for Keynote Speaker



Earlier we stated that for the 2014 conference, participants' had a tendency to rate presenter's level of preparedness more favorably than their content. From Figure 15, this tendency does not appear to be exclusive to the 2014 conference, at least for keynote speakers.



As part of the 2012, 2013, and 2014 H-PEA surveys, participants were asked a series of questions regarding the value of the conference. Although most participants endorsed the 'strongly agree' and 'agree' options, Figure 16 shows a decline in the number of “strongly agree” responses, from 58% in 2012 to 41% in 2013 and 37% in 2014. The decrease in the percentage of “strongly agree” responses” and the 30% decline in conference participation (from 85 participants in 2012 to 59 in 2014) indicates a trend in weakness regarding the participants’ perceptions towards the value of the conference.

Qualitative Findings from 2012 – 2014

Feedback on Conference Features

For 2012 – 2014, survey participants were given the opportunity to provide feedback on conference features. We organized feedback into themes and provide a description or example for themes in Tables 6 – 8 (2012, 2013, and 2014 respectively). Although we did not include

original comments here, interested readers may refer to Appendix C Tables 9 – 11, for comments from 2012, 2013, and 2014 respectively.

Table 6. Feedback on conference features	
Year	Theme
2012	Perceptions of new conference location <ul style="list-style-type: none"> • Old location vs new location • Convenience/Inconvenience
	Facility amenities <ul style="list-style-type: none"> • Parking, ballroom, seating layout
	Pre-conference correspondence <ul style="list-style-type: none"> • Conference publicity • Registration confirmation
	Time management <ul style="list-style-type: none"> • Length of sessions • Timing issues
2013	Getting to conference <ul style="list-style-type: none"> • Driving, public transportation
	Pre-conference correspondence <ul style="list-style-type: none"> • Conference publicity
	Presenters <ul style="list-style-type: none"> • Quality of presenters • Presenter’s presentation style

Table 6. Feedback on conference features	
	<p>Content and format</p> <ul style="list-style-type: none"> • Quality of content and format of sessions (posters, keynote, and the like) but on quality of session presenters.
	<p>Time management</p> <ul style="list-style-type: none"> • Length of sessions • Length of breaks
	<p>Relevance to practice</p> <ul style="list-style-type: none"> • Applicability of content to work settings
2014	<p>Pre-conference correspondence</p> <ul style="list-style-type: none"> • Conference publicity • Registration confirmation
	<p>Format of conference</p> <ul style="list-style-type: none"> • Session format • How things are presented in sessions (less emphasis on results, more discussion on method)
	<p>Content</p> <ul style="list-style-type: none"> • Quality and depth of content (e.g. general vs specific)
	<p>Relevance to practice</p> <ul style="list-style-type: none"> • Applicability of content to work settings
	<p>Getting to know evaluators in our context</p> <ul style="list-style-type: none"> • Appealing to educators, students, and new evaluators

Table 6. Feedback on conference features	
	<ul style="list-style-type: none"> • Collect information on participants 'expectations • Sharing information of conference attendees

Over the past three years, themes of feedback have varied. One persisting theme is pre-conference correspondence. Pre-conference correspondence encompasses issues such as registering for the conference and conference publicity. In 2012 and 2013, concerns with time management were mentioned but appear to have subsided in 2014. For 2013 and 2014, comments were made about relevance to practice. Finally, in 2014, participants expressed interest in networking at the conference.

Feedback on how H-PEA can enhance the value of Membership

For 2012 – 2014, survey participants were asked to provide feedback on how H-PEA can enhance the value of membership. We present key themes in Table 7. These themes are to be interpreted as the value of membership would increase if H-PEA _____. For example, in 2012 the first theme is to be read as the value of membership would increase if H-PEA continues to (content of participants' comment). Please refer to Tables 12 – 14 in Appendix C, for comments from 2012, 2013, and 2014 respectively.

Table 7. Feedback on how H-PEA can enhance the value of membership	
Year	The value of membership would increase if H-PEA:
2012	continues to do____ <ul style="list-style-type: none"> • Ensure excellent quality of presentations
	could do____

Table 7. Feedback on how H-PEA can enhance the value of membership	
	<ul style="list-style-type: none"> • More professional development opportunities
	<p>could do ___ for certain a group of participants</p> <ul style="list-style-type: none"> • Host gathers for evaluators with the same interest, e.g. government agency evaluators
2013	<p>continues to do____</p> <ul style="list-style-type: none"> • Offer free workshops
	<p>could do more of____</p> <ul style="list-style-type: none"> • Active listserv
	<p>would ___</p> <ul style="list-style-type: none"> • Get the word out to more people from different fields
2014	<p>would do more of or try (action)</p> <ul style="list-style-type: none"> • Sponsor brown bag lunches

From 2012 to 2014, there has been a shift from possibilities to solutions. In 2012 and 2013, participants indicated that H-PEA should continue to do the things it does best. These things include ensuring quality presentations (2012) and offering diverse subject content (2013). Also from 2012 and 2013, H-PEA membership could be enhanced through a more active listserv (2012 and 2013). The most noticeable difference between the 2014 conference and the 2012 and 2013 conferences is that suggestions for enhancing H-PEA membership are geared more towards solutions. For example, one comment made in 2014 referred to a specific workshop from another H-PEA conference and suggested that conducting more workshops like that would enhance H-PEA membership.

Feedback on how H-PEA can improve its Annual Conference

Table 8 displays the key themes emerging from both 2013 and 2014 conferences (in 2012, participants were not asked to provide feedback in this regard). Please refer to Table 15 and Table 16 in Appendix C for comments.

Table 8. Feedback on how H-PEA can improve its Annual Conference	
Year	Theme
2013	<p>Improved conference planning and coordination of events</p> <ul style="list-style-type: none"> • Smoother transitions between conference events • Getting more people involved in planning
	<p>Honing the focus of the conference</p> <ul style="list-style-type: none"> • Expanding target audience • Collecting more precise data from participants • Collecting data regarding non-attendance
2014	<p>Improve pathways to conference participation</p> <ul style="list-style-type: none"> • Earlier conference announcement • More time for proposal submission
	<p>Increased relevance of the conference to participants' practice</p> <ul style="list-style-type: none"> • Presenting of methods participants can use and how they can use them
	<p>Methods or approaches for how H-PEA can improve the conference experience</p> <ul style="list-style-type: none"> • Correcting errors in the program brochure (people go to right place) • Conducting a roll call

Although we do not know what remedies H-PEA employed to address comments received from the 2013 survey to run the 2014 conference, we wish to state that themes which emerged out of the comments from 2013 and 2014 are different. We are not willing to speculate on whether the improvements made by H-PEA from 2013 caused the decline or disappearance of themes in 2014. Nor do we wish to suggest that the 2014 comments resulted from unresolved suggestions from the 2013 conference.

Discussion of 2012-2014 Findings and Final Recommendations

In our conference evaluation report, we presented two sets of findings, namely findings from the 2014 survey and findings our analysis of the 2012, 2013, and 2014 surveys.

For both sets of analysis, acquiescent responding, which corresponds with participants frequently selecting “strongly agree” or “excellent” was evident. Acquiescent responding may create difficulties when identifying degrees of difference among participants. This difficulty is exacerbated when participants leaving feedback that contradicts their “strongly agree” and “excellent” responses. For these participants determining their true valence on issues such as conference publicity and the value of the conference becomes difficult.

We noticed that few respondents opted to offer feedback. We speculate that participants forego the opportunity to provide feedback on parts of the survey with many questions. We base our speculation off the fact that in 2014 many participants completed the survey in less than 10 minutes. For 2014, the fastest time for a completed survey was under three minutes. Quick completion times may suggest that on pages containing multiple choice questions and opportunities to provide feedback, participants chose to respond to multiple choice questions out of convenience.

To close our evaluation report we offer the following recommendations:

Short-term

- To limit acquiescent responding, H-PEA can reduce the number of multiple-choice questions and
- To encourage participant feedback, H-PEA can offer more opportunities for feedback;

By limiting acquiescent responding and encouraging participant feedback, the quality of data collected will be enhanced. Further, given that most participants did not spend more than 10 minutes in completing the survey, a shorter survey comprised of questions intended to get participant's feedback will be efficient.

Long-term

- As a result of enhanced data quality, we recommend that H-PEA implement some form of participant tracking

Participant tracking can help H-PEA

1. understand the decline in conference participation;
2. strengthen the likelihood of reconnecting with past conference attendees;
3. help H-PEA promote discussion on attendee volunteerism, participant interests and content preferences;
4. cater to participants who are interested in evaluation for contexts pertaining to quality of life (health, social services, and community development), culture, and the arts and;
5. develop models to predict participants' behavior as well as models for grouping participants by shared interests or demographics information

Appendix A. H-PEA Surveys 2012 – 2014

H-PEA Survey 2012

1. Which of the following describe(s) you? (Check all that apply.)

Faculty	Program/Project Manager
Administrator	Student
Evaluator	Other (please specify)

2. Are you a member of the national American Evaluation Association (AEA)?

Yes	No
-----	----

3. Were you an H-PEA member before registering for the 2012 Conference?

Yes	No
Can't remember	

4. Have you attended any previous H-PEA conferences?

Yes	No
-----	----

5. Which of the previously held H-PEA conferences did you attend? (Check all that apply.)

2006	2009
2007	2010
2008	2011
I did attend a previous H-PEA conference but not sure which year	

6. Which of the following describe(s) your work setting? (Check all that apply.)

Higher education	For-profit organization
School system	Consultant
Government agency	N/A
Non-profit organization	Other (please specify)

7. Please select your field(s) of interest in evaluation. (Check all that apply.)

Adult Education	Environmental Management
Higher Education	Arts & Culture
Elementary/Secondary Education	Community Development
Early Childhood Education	International Development
Special Education	Business & Industry
Health	Emergency Management
Social Services	Other (please specify)

8. Using the scale below, please rate the following features of the H-PEA 2012 conference.

Conference publicity	Poor	Fair	Good	Excellent	N/A
Timely announcement of the conference	Poor	Fair	Good	Excellent	N/A
Online registration	Poor	Fair	Good	Excellent	N/A
Availability of conference information	Poor	Fair	Good	Excellent	N/A
Procedure for submitting proposals	Poor	Fair	Good	Excellent	N/A
Facility where the conference was held	Poor	Fair	Good	Excellent	N/A
Transportation options to conference	Poor	Fair	Good	Excellent	N/A

To help us improve future H-PEA conferences, please provide any comments you have about the H-PEA 2012 conference features, including any justifications for your ratings above:

9. Using the scale below, please rate the extent to which you agree with each of the statements.

The topics were important and timely.	SD	D	A	SA	N/A
The length of time for each event on the Schedule was adequate.	SD	D	A	SA	N/A
I learned something new and valuable at the conference.	SD	D	A	SA	N/A
The keynote speech was interesting.	SD	D	A	SA	N/A
The keynote speaker was well-prepared.	SD	D	A	SA	N/A
The panel presentations were interesting.	SD	D	A	SA	N/A
The panel speakers were well-prepared.	SD	D	A	SA	N/A
The paper presentations were interesting.	SD	D	A	SA	N/A
The paper presenters were well-prepared.	SD	D	A	SA	N/A
The roundtable presentations were interesting.	SD	D	A	SA	N/A
The roundtable presenters were well-prepared.	SD	D	A	SA	N/A
The poster presentations were interesting.	SD	D	A	SA	N/A
The poster presenters were well-prepared.	SD	D	A	SA	N/A
I found new contacts and opportunities for future collaboration.	SD	D	A	SA	N/A
The conference met my expectations.	SD	D	A	SA	N/A
Overall, attending the conference was a worthwhile experience.	SD	D	A	SA	N/A
I plan to attend next year's H-PEA conference.	SD	D	A	SA	N/A

To help us improve future H-PEA conferences, please provide additional comments you may have about this year's H-PEA conference, as well as any justifications for your ratings above:

** SD = Strongly Disagree, D = Disagree, A = Agree, SA = Strongly Agree, N/A = Not applicable

10. Did you attend any of the conference workshops held on Thursday, September 6, 2012?

Yes

No

11. Did you attend the "Practical Program Design: Principles and Tools for Evaluators (Session 1)" workshop by John Gargani and Stewart Donaldson on Thursday, September 6, 2012 from 9:00 am-12:00 pm?

Yes

No

12. Please rate the following features of the Practical Program Design: Principles and Tools for Evaluators (Session 1) workshop.

Pace of the workshop	Poor	Fair	Good	Excellent
Organization of the workshop	Poor	Fair	Good	Excellent
Presenters' knowledge of the topic	Poor	Fair	Good	Excellent
Quality of the information and content presented	Poor	Fair	Good	Excellent
Usefulness of the information presented	Poor	Fair	Good	Excellent

Please provide any comments you may have about this workshop (most and least valuable aspects), including any justifications you may have for your ratings:

13. Did you attend the "Practical Program Design: Principles and Tools for Evaluators (Session 2)" workshop by John Gargani and Stewart Donaldson on Thursday, September 6, 2012 from 1:30-4:30 pm?

Yes

No

14. Please rate the following features of the Practical Program Design: Principles and Tools for Evaluators (Session 2) workshop.

Pace of the workshop	Poor	Fair	Good	Excellent
Organization of the workshop	Poor	Fair	Good	Excellent
Presenters' knowledge of the topic	Poor	Fair	Good	Excellent
Quality of the information and content presented	Poor	Fair	Good	Excellent
Usefulness of the information presented	Poor	Fair	Good	Excellent

Please provide any comments you may have about this workshop (most and least valuable aspects), including any justifications you may have for your ratings:

15. Did you attend the "Survey Boot Camp: Maximize the Value of Your Surveys" workshop by Katherine Tibbetts and Jim Dannemiller on Thursday, September 6, 2012 from 1:30-4:30 pm?

Yes

No

16. Please rate the following features of the Survey Boot Camp: Maximize the Value of Your Surveys workshop.

Pace of the workshop	Poor	Fair	Good	Excellent
Organization of the workshop	Poor	Fair	Good	Excellent
Presenters' knowledge of the topic	Poor	Fair	Good	Excellent
Quality of the information and content presented	Poor	Fair	Good	Excellent
Usefulness of the information presented	Poor	Fair	Good	Excellent

Please provide any comments you may have about this workshop (most and least valuable aspects), including any justifications you may have for your ratings:

17. How can we increase the value of an H-PEA membership or better meet your evaluation needs?

18. H-PEA conferences and events are organized by members like you. Please select any areas from the list below that you would be willing to help with in future H-PEA conferences (check all that apply).

Conference planning	Publicity
Serving as a proposal reviewer	Website
Member recruitment	Other events planning
Other:	

19. If you selected that you are willing to help with any of the areas listed above please provide your contact information below. (Be assured that your contact information will be kept strictly confidential for helping with H-PEA next year will be stored separately from your survey responses.)

H-PEA Survey 2013

1. Which of the following describe(s) you? (Check all that apply.)

Faculty	Program/Project Manager
Administrator	Student
Evaluator	Other (please specify)

2. Are you a member of the national American Evaluation Association (AEA)?

Yes	No
-----	----

3. Were you an H-PEA member before registering for this year's Conference?

Yes	No
-----	----

4. How many of the previously held H-PEA conferences did you attend?

0	1
2	3
4	5 to 7
	Not sure

5. Which of the following best describe(s) your work setting?

Higher education	Non-profit organization
K-12 School system	For-profit organization
Government agency	Consultant
Other (please specify)	

6. Please select your field(s) of interest in evaluation. (Check all that apply.)

Adult Education	Environmental Management
Higher Education	Arts & Culture
Elementary/Secondary Education	Community Development
Early Childhood Education	International Development
Special Education	Business & Industry
Health	Emergency Management
Social Services	Other (please specify)

7. Please rate the following features of this conference.

Conference publicity	Poor	Fair	Good	Excellent	N/A
Timely announcement of the conference	Poor	Fair	Good	Excellent	N/A
Online registration	Poor	Fair	Good	Excellent	N/A
Availability of conference information	Poor	Fair	Good	Excellent	N/A
Procedure for submitting proposals	Poor	Fair	Good	Excellent	N/A
Facility where the conference was held	Poor	Fair	Good	Excellent	N/A
Transportation options to conference	Poor	Fair	Good	Excellent	N/A

To help us improve future H-PEA conferences, please provide any comments you have about this conference features, including any justifications for your ratings above:

8. Please rate the extent to which you agree or disagree with the following statements.

The keynote speech was interesting.	SD	D	A	SA	N/A
The keynote speaker was well-prepared.	SD	D	A	SA	N/A
The panel presentations were interesting.	SD	D	A	SA	N/A
The panel speakers were well-prepared.	SD	D	A	SA	N/A
The paper presentations were interesting.	SD	D	A	SA	N/A
The paper presenters were well-prepared.	SD	D	A	SA	N/A
The roundtable presentations were interesting.	SD	D	A	SA	N/A
The roundtable presenters were well-prepared.	SD	D	A	SA	N/A
The demonstrations were interesting.	SD	D	A	SA	N/A
The demonstration presenters were well-prepared.	SD	D	A	SA	N/A
The poster presentations were interesting.	SD	D	A	SA	N/A
The poster presenters were well-prepared.	SD	D	A	SA	N/A

To help us improve future H-PEA conferences, please provide additional comments you may have about this year's H-PEA conference, as well as any justifications for your ratings above:

*SD = Strongly Disagree; D = Disagree; A = Agree; SA = Strongly Agree; N/A = Not Applicable

9. Please rate the extent to which you agree or disagree with the following statements.

The topics were important and timely.	SD	D	A	SA	N/A
The length of time for each event on the schedule was adequate.	SD	D	A	SA	N/A
I learned something new and valuable at the conference.	SD	D	A	SA	N/A
I found new contacts and opportunities for the future collaboration.	SD	D	A	SA	N/A
The conference met my expectations.	SD	D	A	SA	N/A
Overall, attending the conference was a worthwhile experience.	SD	D	A	SA	N/A
I plan to attend next year's H-PEA conference	SD	D	A	SA	N/A

To help us improve future H-PEA conferences, please provide additional comments you may have about this year's H-PEA conference, as well as any justifications for your ratings above:

*SD = Strongly Disagree; D = Disagree; A = Agree; SA = Strongly Agree; N/A = Not Applicable

10. Did you attend any of the conference workshops held on Thursday, September 12, 2013?

Yes

No

11. Please indicate which pre-conference workshop(s) you attended on Thursday, September 12, 2013?

Introduction to Conflict Resolution ONLY

Inquiry: Q Methodology as a Participatory Evaluation Process ONLY

Both Introduction to Conflict Resolution and Inquiry: Q Methodology as a Participatory Evaluation Process

12. Please rate the following features of the Introduction to Conflict Resolution workshop.

Pace of the workshop	Poor	Fair	Good	Excellent
Organization of the workshop	Poor	Fair	Good	Excellent
Presenters' knowledge of the topic	Poor	Fair	Good	Excellent
Quality of the information and content presented	Poor	Fair	Good	Excellent
Usefulness of the information presented	Poor	Fair	Good	Excellent

Please provide any comments you may have about this workshop (most and least valuable aspects), including any justifications you may have for your ratings:

13. Did you attend the " Inquiry: Q Methodology as a Participatory Evaluation Process" workshop by Matthew Militello and Christopher Donaldson on Thursday, September 12, 2013 from 1:30 – 4:30 pm?

Yes No

14. Please rate the following features of the Inquiry: Q Methodology as a Participatory Evaluation Process workshop.

Pace of the workshop	Poor	Fair	Good	Excellent
Organization of the workshop	Poor	Fair	Good	Excellent
Presenters' knowledge of the topic	Poor	Fair	Good	Excellent
Quality of the information and content presented	Poor	Fair	Good	Excellent
Usefulness of the information presented	Poor	Fair	Good	Excellent

Please provide any comments you may have about this workshop (most and least valuable aspects), including any justifications you may have for your ratings:

15. Which of the following reasons were associated with your nonattendance at this year's pre-conference workshop(s) on September 12? (Check all that apply.)

Schedule conflict	Paying for registration was an issue
Too busy	Lack of institutional funding to support my attendance
Ill that day	Location
Topics were not appealing	No longer engaged in evaluation work
Speakers were not appealing	Other (please specify)

16. Do you plan to attend the H-PEA 2014 conference?

Yes

No

It depends on the timing on the event

It depends on speakers, presenters and/or presentations offered

It depends on conference topics

It depends on cost of event or available funding

Other (please specify):

17. Please provide feedback on ways H-PEA can improve its annual conference.

18. How can we increase the value of an H-PEA membership or better meet your evaluation needs?

19. H-PEA is run by people like you. Please select any area(s) from the list below that you would be willing to help with (Check all that apply).

Conference planning

Publicity

Serving as a proposal reviewer

Website

Member recruitment

Other events planning

Other:

20. If you selected that you are willing to help, please provide your contact information below. (Your contact information will be stored separately from your survey responses and kept confidential.)

Name:

Day phone number:

Email address:

H-PEA Survey 2014

1. Which of the following describe(s) you? (Check all that apply.)

Faculty	Program/Project Manager
Administrator	Student
Evaluator	Other (please specify)

2. Are you a member of the national American Evaluation Association (AEA)?

Yes	No
-----	----

3. Were you an H-PEA member before registering for this year's Conference?

Yes	No
-----	----

4. How many of the previously held H-PEA conferences did you attend?

0	1
2	3
4	5 to 7
	Not sure

5. Which of the following best describe(s) your work setting?

Higher education	Non-profit organization
K-12 School system	For-profit organization
Government agency	Consultant
Other (please specify)	

6. Please select your field(s) of interest in evaluation. (Check all that apply.)

Adult Education	Environmental Management
Higher Education	Arts & Culture
Elementary/Secondary Education	Community Development
Early Childhood Education	International Development
Special Education	Business & Industry
Health	Emergency Management
Social Services	Other (please specify)

7. Please rate the following features of this conference.

Conference publicity	Poor	Fair	Good	Excellent	N/A
Timely announcement of the conference	Poor	Fair	Good	Excellent	N/A
Online registration	Poor	Fair	Good	Excellent	N/A
Availability of conference information	Poor	Fair	Good	Excellent	N/A
Procedure for submitting proposals	Poor	Fair	Good	Excellent	N/A
Facility where the conference was held	Poor	Fair	Good	Excellent	N/A
Transportation options to conference	Poor	Fair	Good	Excellent	N/A

To help us improve future H-PEA conferences, please provide any comments you have about this conference features, including any justifications for your ratings above:

8. Please rate the extent to which you agree or disagree with the following statements.

The keynote speech was interesting.	SD	D	A	SA	N/A
The keynote speaker was well-prepared.	SD	D	A	SA	N/A
The panel presentations were interesting.	SD	D	A	SA	N/A
The panel speakers were well-prepared.	SD	D	A	SA	N/A
The paper presentations were interesting.	SD	D	A	SA	N/A
The paper presenters were well-prepared.	SD	D	A	SA	N/A
The roundtable presentations were interesting.	SD	D	A	SA	N/A
The roundtable presenters were well-prepared.	SD	D	A	SA	N/A
The demonstrations were interesting.	SD	D	A	SA	N/A
The demonstration presenters were well-prepared.	SD	D	A	SA	N/A
The poster presentations were interesting.	SD	D	A	SA	N/A
The poster presenters were well-prepared.	SD	D	A	SA	N/A

To help us improve future H-PEA conferences, please provide additional comments you may have about this year's H-PEA conference, as well as any justifications for your ratings above:

*SD = Strongly Disagree; D = Disagree; A = Agree; SA = Strongly Agree; N/A = Not Applicable

9. Please rate the extent to which you agree or disagree with the following statements.

The topics were important and timely.	SD	D	A	SA	N/A
The length of time for each event on the schedule was adequate.	SD	D	A	SA	N/A
I learned something new and valuable at the conference.	SD	D	A	SA	N/A
I found new contacts and opportunities for the future collaboration.	SD	D	A	SA	N/A
The conference met my expectations.	SD	D	A	SA	N/A
Overall, attending the conference was a worthwhile experience.	SD	D	A	SA	N/A
I plan to attend next year's H-PEA conference	SD	D	A	SA	N/A

To help us improve future H-PEA conferences, please provide additional comments you may have about this year's H-PEA conference, as well as any justifications for your ratings above:

*SD = Strongly Disagree; D = Disagree; A = Agree; SA = Strongly Agree; N/A = Not Applicable

10. Did you attend any of the conference workshops held on Thursday, September 04, 2014?

Yes No

11. Please indicate which pre-conference workshop(s) you attended on Thursday, September 04, 2014?

Interactive Evaluation Practice Session A (morning) ONLY

Interactive Evaluation Practice Session A (morning) AND Session B (afternoon)

Designing Evaluations that get Used (afternoon) ONLY

Interactive Evaluation Practice Session A (morning) AND Designing Evaluations that get Used (afternoon)

12. Please rate the following features of the Interactive Evaluation Practice Session A (morning) ONLY.

Pace of the workshop	Poor	Fair	Good	Excellent
Organization of the workshop	Poor	Fair	Good	Excellent
Presenters' knowledge of the topic	Poor	Fair	Good	Excellent
Quality of the information and content presented	Poor	Fair	Good	Excellent
Usefulness of the information presented	Poor	Fair	Good	Excellent

Please provide any comments you may have about this workshop (most and least valuable aspects), including any justifications you may have for your ratings:

13. Did you also attend session B of the "Interactive Evaluation Practice" workshop by Jean A. King in the afternoon?

Yes No

14. Please rate the following features of the Interactive Evaluation Practice (Session B) workshop.

Pace of the workshop	Poor	Fair	Good	Excellent
Organization of the workshop	Poor	Fair	Good	Excellent
Presenters' knowledge of the topic	Poor	Fair	Good	Excellent
Quality of the information and content presented	Poor	Fair	Good	Excellent
Usefulness of the information presented	Poor	Fair	Good	Excellent

Please provide any comments you may have about this workshop (most and least valuable aspects), including any justifications you may have for your ratings:

15. Did you attend the "Evaluations that get Used" workshop by Tom Kelly in the afternoon?

Yes No

16. Please rate the following features of the Evaluations that get Used workshop.

Pace of the workshop	Poor	Fair	Good	Excellent
Organization of the workshop	Poor	Fair	Good	Excellent
Presenters' knowledge of the topic	Poor	Fair	Good	Excellent
Quality of the information and content presented	Poor	Fair	Good	Excellent
Usefulness of the information presented	Poor	Fair	Good	Excellent

Please provide any comments you may have about this workshop (most and least valuable aspects), including any justifications you may have for your ratings:

17. Which of the following reasons were associated with your nonattendance at this year's pre-conference workshop(s) on September 04? (Check all that apply.)

Schedule conflict	Paying for registration was an issue
Too busy	Lack of institutional funding to support my attendance
Ill that day	Location
Topics were not appealing	No longer engaged in evaluation work
Speakers were not appealing	Other (please specify)

18. Do you plan to attend the H-PEA 2015 conference?

Yes	No
It depends	

19. Please indicate your reasons for not attending next year's conference (select all that apply).

Schedule conflict	Lack of institutional funding to support my attendance
Too busy	Location
Paying for registration is an issue	No longer engaged in evaluation work
Other (please specify)	

20. Please pick from the following that best describe your reason.

It depends on the timing of the event

It depends on the conference topics

It depends on cost of the event or available funding

It depends on the speakers, panelists, and/or presentations offered

21. Please provide feedback on ways H-PEA can improve its annual conference.

22. How can we increase the value of an H-PEA membership or better meet your evaluation needs?

23. H-PEA is run by people like you. Please select any area(s) from the list below that you would be willing to help with (Check all that apply).

Conference planning

Publicity

Serving as a proposal reviewer

Website

Member recruitment

Other events planning

Other:

24. If you selected that you are willing to help, please provide your contact information below. (Your contact information will be stored separately from your survey responses and kept confidential.)

Name:

Day phone number:

Email address:

Appendix B. General Conference Features: 2012 – 2014

Table 2. Conference Related Features

Timely Announcement of H-PEA Conference 2012 - 2014

	Poor	Fair	Good	Excellent
2012	1 (1 %)	3 (4 %)	40 (47 %)	36 (42 %)
2013	0 (0 %)	6 (8 %)	37 (47 %)	29 (37 %)
2014	1 (2 %)	10 (17 %)	22 (37 %)	22 (37 %)

Availability of Conference Information 2012 - 2014

	Poor	Fair	Good	Excellent
2012	1 (1 %)	4 (5 %)	46 (54 %)	27 (32 %)
2013	0 (0 %)	8 (10 %)	43 (54 %)	26 (33 %)
2014	0 (0 %)	4 (7 %)	27 (46 %)	25 (42 %)

Conference Publicity 2012 - 2014

	Poor	Fair	Good	Excellent
2012	1 (1 %)	16 (19 %)	40 (47 %)	21(25 %)
2013	3 (4 %)	12 (15 %)	48 (61 %)	10 (13 %)
2014	4 (7 %)	11 (19 %)	24 (41 %)	12 (20 %)

Online Registration 2012 - 2014

	Poor	Fair	Good	Excellent
2012	0 (0 %)	4 (5 %)	23 (27%)	48 (56 %)
2013	1 (1 %)	2 (3 %)	30 (38 %)	41 (52 %)
2014	0 (0 %)	1 (2 %)	19 (32 %)	33 (56 %)

Table 3. Presenter Preparedness

Keynote Speaker Preparedness 2012 - 2014

	Strongly Disagree	Disagree	Agree	Strongly Agree
2012	0 (0 %)	0 (0 %)	25 (29 %)	50 (59 %)
2013	0 (0 %)	2 (23 %)	15 (19 %)	57 (72 %)
2014	0 (0 %)	1 (2 %)	15 (25 %)	38 (64 %)

Panel Speaker Preparedness 2012 - 2014

	Strongly Disagree	Disagree	Agree	Strongly Agree
2012	0 (0 %)	1 (1 %)	50 (59 %)	25 (29 %)
2013	0 (0 %)	7 (9 %)	36 (46 %)	30 (38 %)
2014	0 (0 %)	2 (3 %)	28 (47 %)	22 (37 %)

Paper Presenter Preparedness 2012 - 2014

	Strongly Disagree	Disagree	Agree	Strongly Agree
2012	0 (0 %)	0 (0 %)	35 (41 %)	30 (35 %)
2013	0 (0 %)	5 (6 %)	32 (41 %)	22 (28 %)
2014	0 (0 %)	2 (3 %)	19 (32 %)	23 (39 %)

Poster Presenter Preparedness 2012 - 2014

	Strongly Disagree	Disagree	Agree	Strongly Agree
2012	0 (0 %)	0 (0 %)	31 (36 %)	19 (22 %)
2013	0 (0 %)	1 (1 %)	19 (24 %)	19 (24 %)
2014	0 (0 %)	0 (0 %)	20 (34 %)	22 (37 %)

Table 4. Responses on Content being Interesting

Keynote Speaker was Interesting 2012 - 2014

	Strongly Disagree	Disagree	Agree	Strongly Agree
2012	1 (1 %)	0 (0 %)	32 (38 %)	42 (49 %)
2013	1 (1 %)	4 (5 %)	27 (34 %)	41 (52 %)
2014	0 (0 %)	1 (2 %)	24 (41 %)	29 (49 %)

Panel Presentations were Interesting 2012 - 2014

	Strongly Disagree	Disagree	Agree	Strongly Agree
2012	0 (0 %)	6 (7 %)	49 (58 %)	22 (26 %)
2013	0 (0 %)	8 (10 %)	34 (43 %)	31 (39 %)
2014	0 (0 %)	8 (14 %)	33 (56 %)	12 (20 %)

Paper Presentations were Interesting 2012 - 2014

	Strongly Disagree	Disagree	Agree	Strongly Agree
2012	0 (0 %)	1 (1 %)	39 (46 %)	29 (34 %)
2013	0 (0 %)	5 (6 %)	36 (46 %)	18 (23 %)
2014	0 (0 %)	3 (5 %)	27 (46 %)	13 (22 %)

Poster Presentations were Interesting 2012 - 2014

	Strongly Disagree	Disagree	Agree	Strongly Agree
2012	0 (0 %)	3(4 %)	33 (39 %)	19 (22 %)
2013	0 (0 %)	2 (3 %)	23 (29 %)	16 (20 %)
2014	0 (0 %)	0 (0 %)	27 (46 %)	14 (24 %)

Table 5. Conference Importance and Value

Topics were Important, Interesting 2012 - 2014

	Strongly Disagree	Disagree	Agree	Strongly Agree
2012	0 (0 %)	2 (2 %)	45 (53 %)	35 (41 %)
2013	0 (0 %)	3 (4 %)	50 (63 %)	24 (30 %)
2014	0 (0 %)	1 (2 %)	34 (58 %)	19 (32 %)

Length of Time was adequate 2012 - 2014

	Strongly Disagree	Disagree	Agree	Strongly Agree
2012	0 (0 %)	11 (13 %)	44 (52 %)	28 (33 %)
2013	0 (0 %)	5 (6 %)	38 (48 %)	34 (43 %)
2014	0 (0 %)	2 (3 %)	26 (44 %)	27 (46 %)

I learned something new 2012 - 2014

	Strongly Disagree	Disagree	Agree	Strongly Agree
2012	0 (0 %)	0 (0 %)	32 (38 %)	49 (58 %)
2013	0 (0 %)	2 (3 %)	35 (44 %)	40 (51 %)
2014	0 (0 %)	1 (2 %)	27 (46 %)	27 (46 %)

I found new Opportunities for Collaboration 2012 - 2014

	Strongly Disagree	Disagree	Agree	Strongly Agree
2012	1 (1 %)	3 (4 %)	37 (44 %)	31 (36 %)
2013	0 (0 %)	11 (14 %)	31 (39 %)	26 (33 %)
2014	0 (0 %)	6 (10 %)	28 (48 %)	19 (32 %)

The Conference met my Expectations 2012 - 2014

	Strongly Disagree	Disagree	Agree	Strongly Agree
2012	0 (0 %)	3 (4 %)	38 (45 %)	41 (48 %)
2013	0 (0 %)	7 (9 %)	48 (61 %)	21 (27 %)
2014	0 (0 %)	0 (0 %)	36 (61 %)	18 (31 %)

Overall attending was Worthwhile 2012 - 2014

	Strongly Disagree	Disagree	Agree	Strongly Agree
2012	0 (0 %)	1 (1 %)	33 (39 %)	49 (58 %)
2013	0 (0 %)	3 (4 %)	42 (53 %)	32 (41 %)
2014	0 (0 %)	0 (0 %)	33 (56 %)	22 (37 %)

Appendix C. Summary of Qualitative Findings: 2012 – 2014

Table 9. Comments on Conference 2012

(1) Perceptions of New Conference Location
At first I was disappointed to learn that the conference was being held in a different location, so far from downtown. However, the presence of the shuttle made a huge difference, and with transportation taken care of, I was able to really enjoy the beautiful location and facility.
Conference location, although less inexpensive, was very inconvenient. Might be better to be held next year in Honolulu.
I liked the location in Kaneohe better than Waikiki.
(2) Facility amenities
Enjoyed facilities (comfortable, easy parking, apart from busy Honolulu area).
The arrangement for the sessions was fine for round-tables and discussion format sessions but was challenging for presentations.
The breakout rooms had some sound issues since the space was open.
The conference hall was uncomfortably cold, large, and formal. The breakout sessions were in subdivided parts of the conference room, and unless you sat up close to the speaker, it was difficult to hear.
The rooms were often too cold. Having free WiFi was very nice.
(3) Pre-conference Correspondence
Not sure how successful outreach publicity is for non-members.
Did not receive registration confirmation until the day before the Conference.

Table 9. Comments on Conference 2012

<p>some of the information, such as the shuttle bus pick-up location, and the details of facility equipments, should have been contacted to the participants at least one week prior to the conference.</p>
<p>More timely and clearer confirmation of registration, esp. for pre-conference workshops.</p>
<p>Continue to provide shuttle options from in town so that way students can attend. This should be part of the registration process, notifying people that there is a shuttle available so that way students aren't discouraged from attending.</p>
<p style="text-align: center;">(4) Time management</p>
<p>I think cutting down the length of the paper presentation sessions would have kept me from leaving after lunch.</p>
<p>the roundtable presentations were held simultaneously for the full block of time. This was too much time... we couldn't attend both. It would have been better to have one after another, then we could have attended both and 45 minutes would have been enough time.</p>
<p>Increase time allotted for paper presentations; improve time management of transition from one session to the next (i.e. have ushers or facilitators alert folks of where to go, when)</p>
<p>The first presentation sessions started late, which made them rushed. It would have helped to have someone guide participants to the sessions in a more timely fashion.</p>

Table 10. Conference Features 2013

(1) Getting to Conference
for neighbor island attendees Ko'olau is very difficult if wanting to use public transportation.
Getting out to the conference in Kaneohe is difficult for many students who do not have vehicles, myself included.
The site is fabulous although it may be difficult to find if you haven't been there before.
I live on Oahu so it was easy to drive to Ko`olau Ballroom.
(2) Pre-conference Correspondence
I heard about the conference from a professor. I didn't see any other advertisement for it.
call for presentations or papers goes out in plenty of time. announcement of the details about the conference could probably come out a little sooner, but I realize that it may not be.
(3) Presenters
I am disappointed at the panel. I don't think that ___ is well prepared and his scenario is too general. ___ didn't provide any solutions to her scenario
Keynote speakers did a great workshop presentation which exceeded their Conference presentation. The majority of people did not attend the workshops, so they really missed out.
key note speakers were probably the best i've heard in a few years. my round table presenter was kind of poor though-- tried to cover too much and was not able to clearly articulate what ___ needed from those present.
(4) Content and Format
Although I like the idea of a more interactive format, both the panel speakers and the roundtable discussion I attended were a bit TOO participatory. I wanted to learn from experts and instead ended up just tossing out ideas to them.

Table 10. Conference Features 2013

low attendance for posters. may need to incentivize participation.
The interactive small group discussion around challenges in CBPR was engaging, thought-provoking, and effective. I enjoyed the real-world application and devising strategies for addressing nuances in developing and sustaining collaborative partnerships.
The symposium from AIR was very interesting--I'd rate that "strongly agree" if it were included in this question. Some of the paper presentations were not well prepared; some were.
(5)Time Management
The panel discussion was way too long
keynote speakers should've been given more time and the panel less time.
scheduling longer breaks in between sessions might help with connecting and meeting new people
Clearly not enough time for panel discussion. I wish the panel had talked more and the rest of us less--but if you're going to have participants go through the exercise, it's important to honor that time by allowing all groups to share out.
(6) Relevance to Practice
Keynote was provocative but wanted more application to evaluation
I liked the demonstration presentations and was hoping to come out of the conference with more tools that I could use in my every day work.
I was pleased for the focus on community-based participatory approaches to research and evaluation, which is very tied to my past training and connected to my current work, however indirectly.

Table 11. Conference Features 2014

(1) Pre-conference Correspondence
I never received a receipt or confirmation for conference registration. I only received a receipt for the pre-conference workshop I registered for.
Is there a way to learn about conferences ahead of time? I only found out two weeks prior via a colleague.
(2) Format of Conference
I like how the panel usually has an interactive, discussion-generating component.
It seemed as if the conference was geared more toward a crowd of people in evaluation and assessment rather than folks who might gain a better idea of how important this process is to the success of a program.
Grouping of papers was problematic: applied, program-focused papers mixed with highly technical papers on methodology
We tend to present on the results of evaluation projects, but I think talks would be more interesting and informative if speakers were asked to focus more on their methods and approach, what were the challenges and how did they try to address them.
(3) Content
I went to by the ____ (session) was AMAZING. It was so refreshing, professional, and very new and innovative!
I found most presentations to be at a kind of overview/general level. I would encourage presenters to provide more detailed examples and specifics.
I loved the ____ panel speaker who had us do that ____ activity.

Table 11. Conference Features 2014

(4) Relevance to Practice
(participants' comment about an activity) It was simple and practical and something we can actually do at our workplace.
Although ____'s work was interesting, I don't the information that was presented was cutting edge for our communities. ... I thought ____'s work was very relevant and useful for the type of issues and cultural concerns we have to be aware of when working with Hawai'i's diverse communities. I also enjoyed ____'s practical example.
(5) Getting to know evaluators in our context
Expanding the conference to educators--principals, teachers, etc. who could gain a lot from talking about how to improve evaluation and assessment.
There seems to be a need to foster students and young evaluators more. I also wonder if the conference could incorporate more structured networking activities.
Maybe do a survey before the conference of type of audience and what we were expecting from the conference.
Please ask attendees if they would agree to the conference providing a list of all attendees and their affiliations. If there isn't time to include it in the conference program, it could be posted on the website after the conference.

Table 12. Comments on how H-PEA can increase the value of membership 2012

(1) The value of membership would increase if H-PEA continues to do _____
Continue to ensure excellent quality of presentations, papers, panels, roundtables, etc.
Continue to provide quality presenters like this year. Screen their dialogue to ensure they are not just quoting statistics...that is very boring - we come to learn techniques.
(2) The value of membership would increase if H-PEA could do _____
Maybe less time for the roundtable presentations
More active listserv. More professional development opportunities.
More frequent gatherings
(3) The value of membership would increase if H-PEA could do _____ for _____
Host/Facilitate gatherings for evaluators of the same interest - e.g., government agency evaluators.
In terms of networking, it might be useful to set up interest groups and provide members the opportunity to connect to other members with the same interests throughout the year.

Table 13. Comments on how H-PEA can increase value of membership 2013

(1) The value of membership would increase if H-PEA continues to do _____
Continue the hands-on training workshops
I love the free workshops offered throughout the year. (implied continue to offer workshops)
Keep offering diverse subjects, topics and perhaps even controversial subject matter for the attendees to chew on....
(2) The value of membership would increase if H-PEA could do more of _____
Additional workshops or even notices of other relevant workshops throughout the year.
More active listserv.
Quarterly networking events or educational workshops. Something that helps foster a sense of connection with the community of evaluators.
(3) The value of membership would increase if H-PEA would _____
Getting the word out to more people and different fields would be great.
I'm new to this area so I don't know much (if anything) about what's included in H-PEA membership.
Is there a regular newsletter or irregular notices? Is the website used only for the annual conference?

Table 14. Comments on how H-PEA can increase membership 2014

<p>(1) The value of membership would increase if H-PEA would do more of or try _____ (action-based).</p>
<p>we could also sponsor something like brown bag lunches. Or even a softball team. Or just something informal that would bring the community of evaluators together just to get to know each other, network, talk story, and learn from each other.</p>
<p>Feature more local evaluators as keynote speakers and panelists.</p>
<p>How about putting on some webinars during the year?</p>
<p>Maybe sending out peer reviewed journal articles occasionally.</p>
<p>Maybe video-taping the workshops or to have workshop handouts submitted online for member-only access.</p>
<p>More professional development activities. More opportunities to learn from other evaluators.</p>
<p>More social marketing needed.</p>
<p>need small membership gathering with one speaker and then mix and mingle</p>
<p>Provide an online resources for IRB for consultants. Provide a directory of resources for Hawaii DOE Data governance process.</p>
<p>The Access workshop from a couple years ago was really great. Please conduct more workshops like that.</p>

Table 15. How can H-PEA improve its conference 2013

(1) Planning and Execution of Ideas
more people need to be involved in the planning. Formation of interest groups. Need a mechanism to get feedback from members BEFORE the conference is planned.
Better coordination between events
I chose to leave after the symposium and sort of wished that I had stayed for the ice cream social. However, the program and the schedule showed differing information on when the poster session/ice cream social would be held (2:45-4pm vs. 4-5pm). When I looked to see who might still be around at the end of the day, I opted out -- seemed like not too many people decided to stick around.
(2) Honing the Focus of the H-PEA conference
Choose a theme and a wide range of topics associated with that theme and disseminate widely to solicit abstracts/proposals for presentations/posters.
Expanding the target audience/conference participants and presenters to include more higher education participants and private sector participants other than just UH was helpful.
Maybe survey members on whether they would be interested in having some activity by evaluation topic area, such as education, health, environment, etc.
survey members who don't attend to find out why

Table 16. How can H-PEA improve its conference 2014

(1) Increase Publicity and Pathways to promote Conference Participation
Improve publicity of the event (s) Improve timely notification of the event(s)
I didn't see a lot of recruitment for papers and/or participation in the conference. Maybe more recruitment, earlier, with a more visual, engaging format? Not sure if you folks already recruit vendors, but that might add some excitement to the mix? Maybe partner with other organizations to bring more diversity and fresh perspectives to the mix?
More time to submit proposals. Earlier announcement of conference. Hold the conference later
Start registration earlier.
I just wish I had known about it sooner.
(2) Relevance of Conference to Participants' Practice
A discussion about how we can move the field forward would be helpful. What are we doing in Hawai'i to create the field? How can we grow, learn, improve?
do panel on the different type of evaluation methods and formats that are being used in the state so we understand who is doing what with whom...Map out where the active evaluation projects are going on in the state and who would be resource people like mentors to others
If breakout sessions in the afternoon could be more about the method and less about the outcome/topic, I think it would appeal to a broader audience. Helpful when the presenters are able to appeal to a crowd from different disciplines.
_____'s pre-workshop was great, very interactive and dynamic speaker, a lot of activities I can easily apply to my practice almost immediately.
Please provide actual examples and techniques that we can use. We need almost like a formula if there is any. I think its TIPS and ideas on how to improve that we are looking for.

Table 16. How can H-PEA improve its conference 2014

<p>Another suggestion is sharing of ideas of how other people do their evaluations and what worked or didn't work for them.</p>
<p>(3) How might H-PEA improve its Conference Participants in Attendance</p>
<p>Do roll call at beginning so we know who is attending the conferences</p>
<p>Be a mindful in combining presentations in multi-paper sessions</p>
<p>Presentations should focus more on how they approached the evaluation and addressed challenges.</p>
<p>Program listing different speakers, descriptions, and room locations was confusing, and rooms were incorrect. A two-sided sheet with the titles and descriptions, and a separate page of times, titles, and locations of workshops/presentations would be more clear and easier to understand.</p>
<p>There might be a better way to spotlight the paper and symposium presentations so that conference attendees could briefly scan the topics and speakers, and choose where to go. Also, it was not easy to find the location of the PM presentations</p>